

Lichfield Diocese Mission Statistics 2022

Each year parish churches submit Mission Statistics to the National Church of England Research and Statistics Department.

- Aggregated data is provided to us from the Research and Statistics department and provides the basis of this annual report.
- The diocese is a partner in this activity, promoting and supporting data collection. We have some say over what data is collected within this diocese.
- Data is collected for the calendar year (January-December).

Data Collection

The diocese relies on the commitment of clergy and lay people to provide Mission Statistics. Some complete them directly online onto the national Parish Returns system, some complete standalone forms in either soft or hard copy form, some submit those figures by phone or zoom to the Mission Team. Every submitted return is checked, and those with significant issues are re-checked with the parish. Parishes which have not submitted Mission Statistics are reminded to do so.

This year the overall total of verified returns from our churches decreased fractionally, from 88% of churches in 2021 to 87.6% for 2022. Informally, the National Research and Statistics Team have indicated the rate of return has also decreased Nationally.

Where no data is submitted by a church in a given year, the Mission Team Co-ordinator records instead the most recent figures for that church. While this means a less accurate picture, it provides that figures across deaneries, archdeaconries and the diocese that are not distorted by lack of data. Only in a very few cases does the same church consistently not submit data across a period of multiple years.

2022: The Return of Usual Sunday Attendance and Social Action

The pandemic meant that certain measures were not collected in 2020. 2021 saw Easter Attendance return, and so too School Services in October, and Acts of Worship in School throughout the year.

2022 saw the return of Usual Sunday Attendance (USA), the longest-standing measure, along with a question as to what social action churches are involved in.

Report Contents

This report provides data for the diocese against the measures used:

Table of Contents

Data Collection	1
2022: The Return of Usual Sunday Attendance and Social Action	1
Report Contents	2
Usual Sunday Attendance	3
October Count	4
Worshipping Community	6
Joiners and Leavers	7
Difference in Worshipping Community and Joiners/Leavers Total Changes	8
Joiners and Leavers (adults and under-18s)	8
Electoral Roll	10
Easter	11
Christmas	11
Baptisms	13
Thanksgivings	13
Confirmations	14
Weddings	15
Funerals	16
Committals	16
Church at Home (Virtual Worship)	17
Social Action	18

Usual Sunday Attendance

In 2015 the national church moved from requesting 'average Sunday attendance' to 'usual Sunday attendance'. Churches completing their Mission Statistics online since 2015 have been asked:

How many people attend your church in person on a usual Sunday, when there is a service?

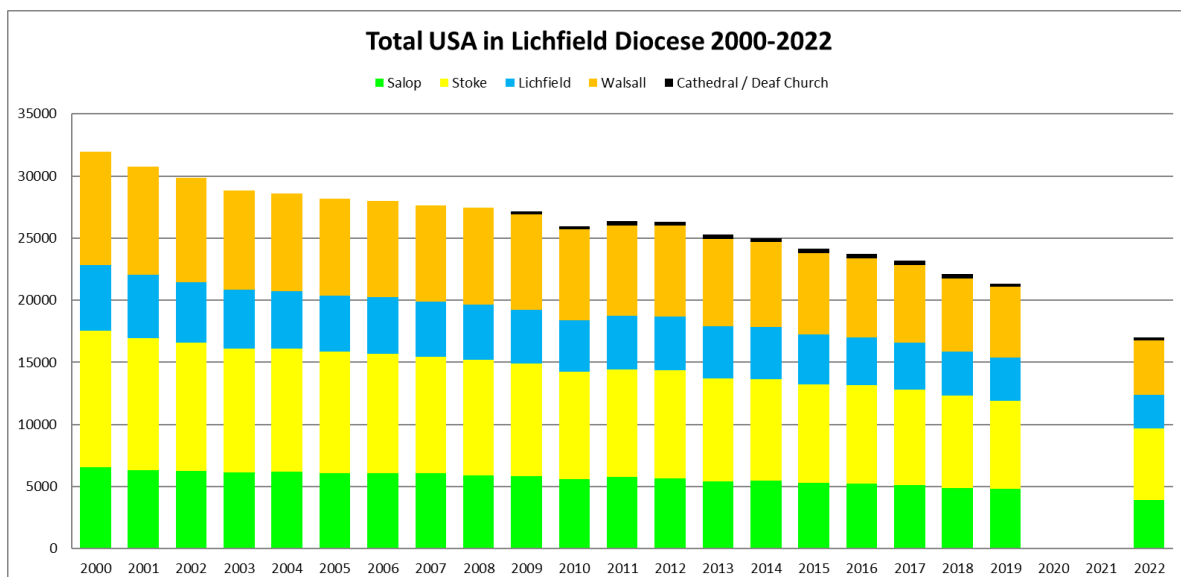
However, the diocese encouraged those completing the return on paper (rather than online) to continue to provide Average Sunday Attendance. In 2022 year that practice was discontinued that practice, and all churches are now asked to provide 'usual Sunday Attendance'. Some churches do continue to calculate a mean average attendance rather than estimating a figure.

Average Sunday Attendance was calculated as the sum of attendance over all of the Sundays in the year divided by either 52/53 as appropriate.

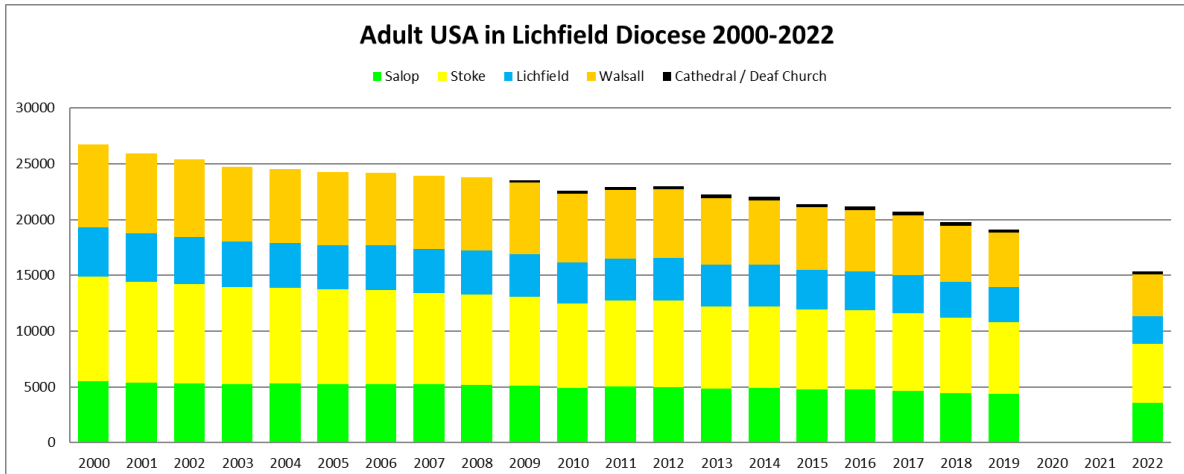
Usual Sunday Attendance invites the church to make a judgment on what is 'normal' and no calculation of mean average attendance is requested.

This measure and the October Count takes adults to be those aged 16 and over (unlike Worshipping Community which uses 18 as the age boundary).

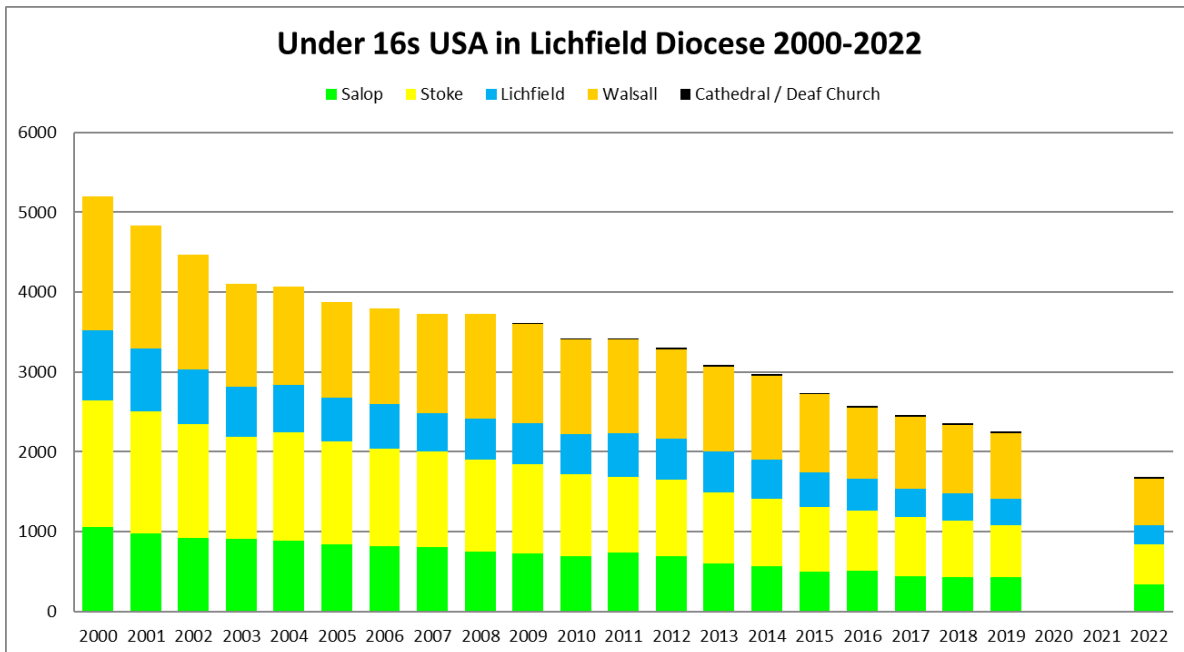
This measure was not requested in 2020 or 2021 due to covid. In 2019 Usual Sunday Attendance totalled 21,357, while 3 years later has decreased to 17,057, a drop of 4,300 (20.0%)



The decrease in Adults was one of 3,734, from 19,099 from 15,365, amounting to 19.6%



Under 16s decreased from 2,258 to 1,692, the decrease of 566 equal to 25.1%;

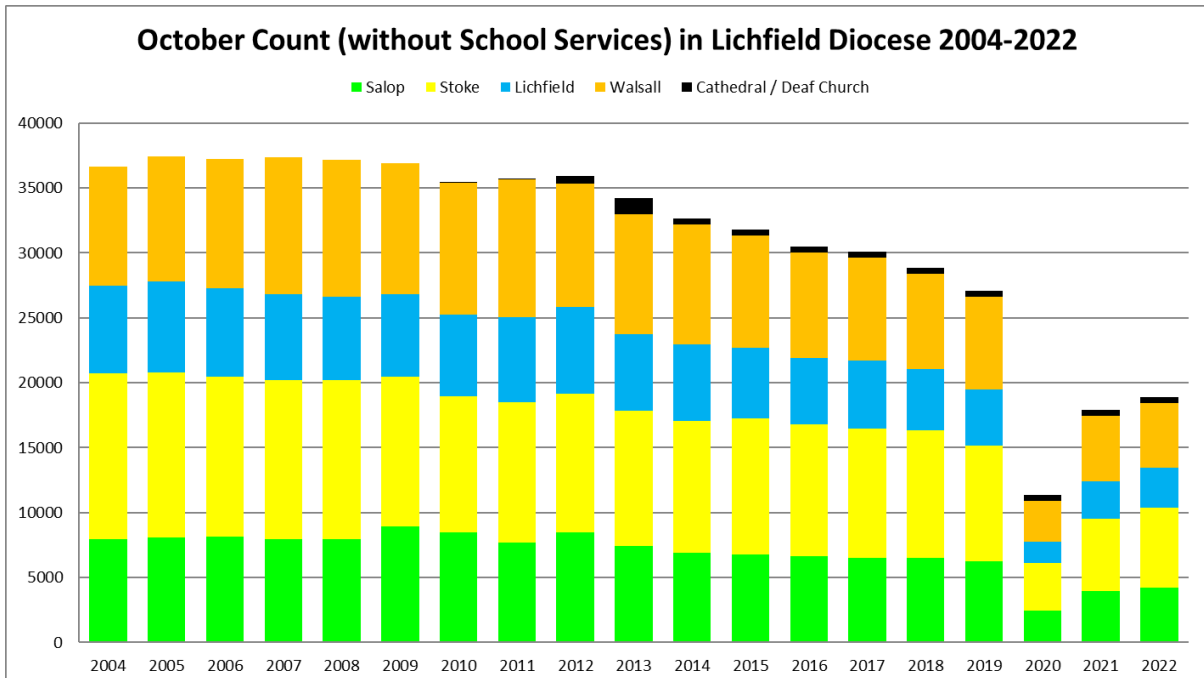


October Count

This measure counts the total people attending services in the first 4 Sundays of October in each year, and at any midweek services in the following week. The totals of those people receiving Home Communion should also be included in this measure.

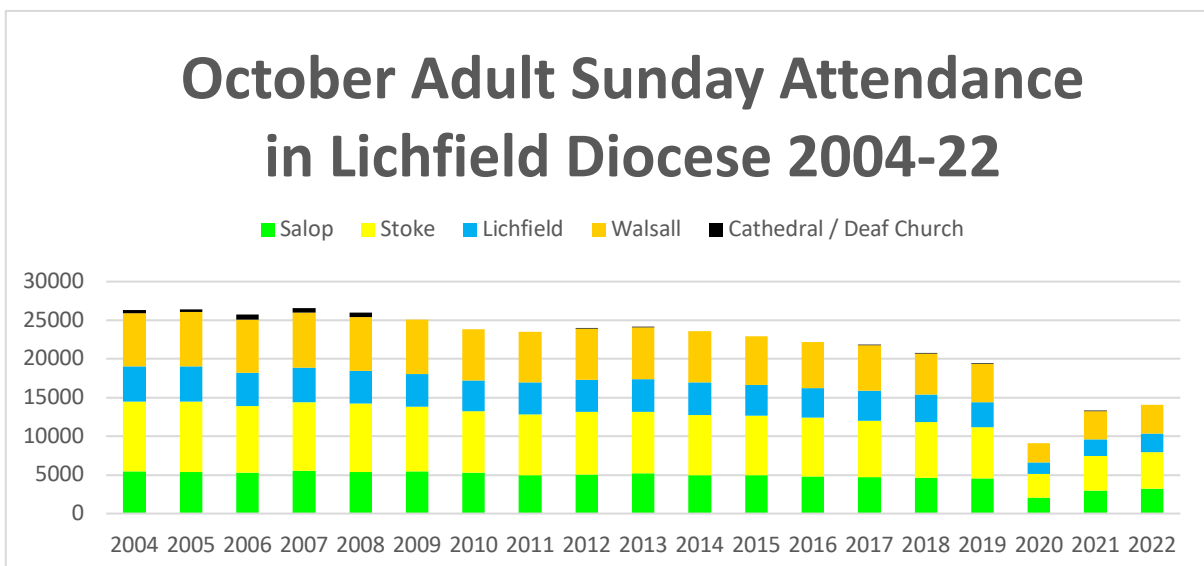
This measure can be impacted by such vagaries as whether a church celebrates Harvest at the end of September or beginning of October. The national Church considers the October Count a significant measure and assumes such discrepancies evened out over the full data set.

The October Count includes three sub-categories: 'Church', 'Fresh Expressions', and 'School'. Figures for schools were not gathered prior to 2013 and in order to provide comparable data are left out of the chart below.

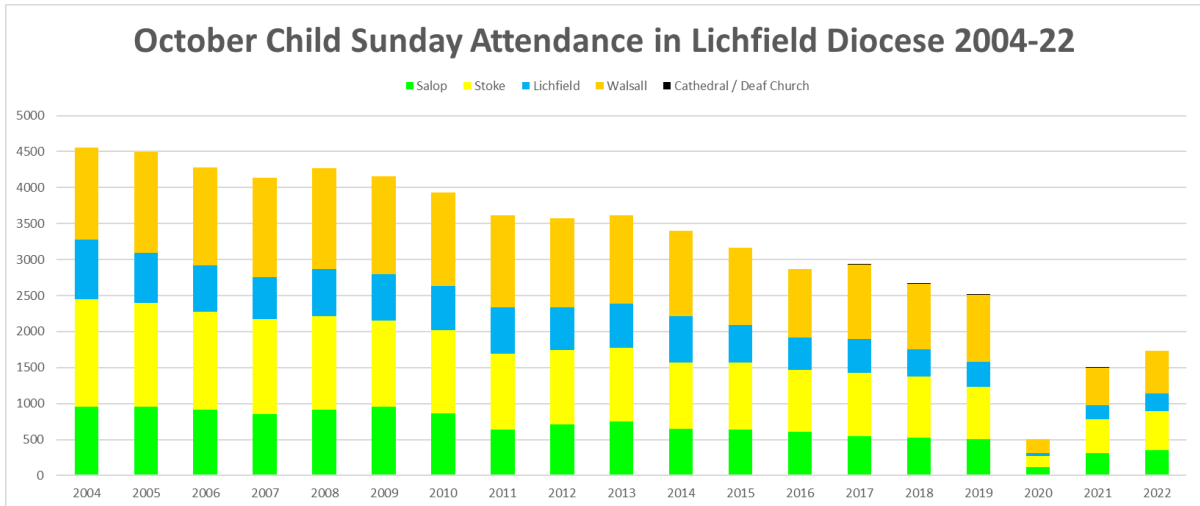


This measure increased for the second year from the covid low point of 2020, this time by 1,004 from 17,888 to 18,892, an increase of 5.6%.

However, this total of 18,892 is still 8,203 less than the last non-covid total of 27,095 in 2019, a decrease of 30.2%.



Adults attending worship on October Sundays increased by 744 from 13,313 to 14,057 since last year (5.6%), but is down on 2019's total of 19,417 by 5,360 (27.6%).

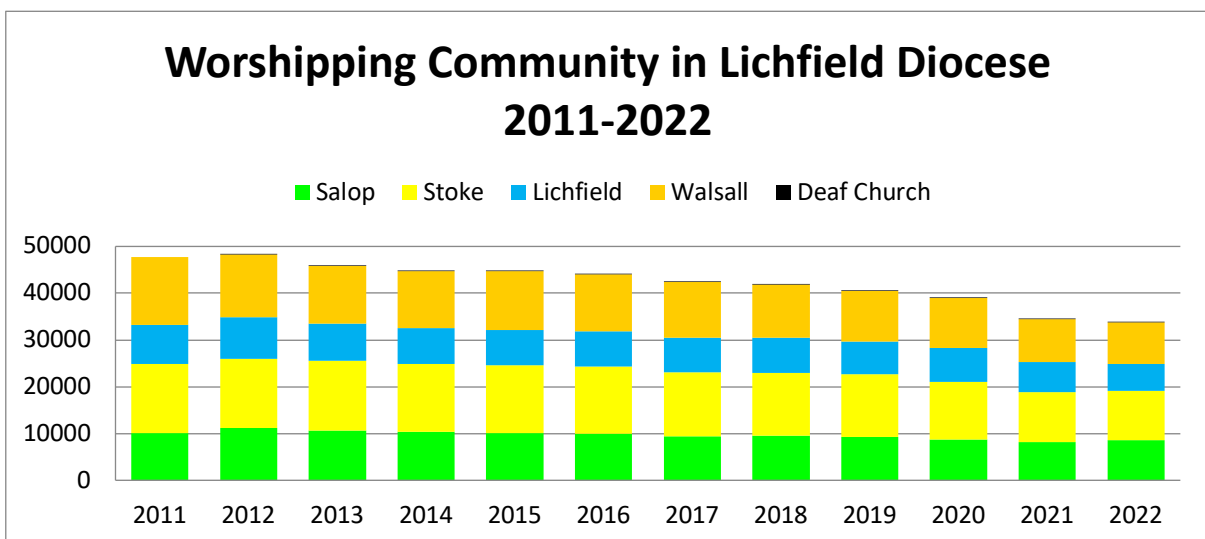


Under 16s increased by 238 from 1,499 to 1,737 since last year (15.8%), but is down on 2019's total of 2,512 by 775 (30.9%).

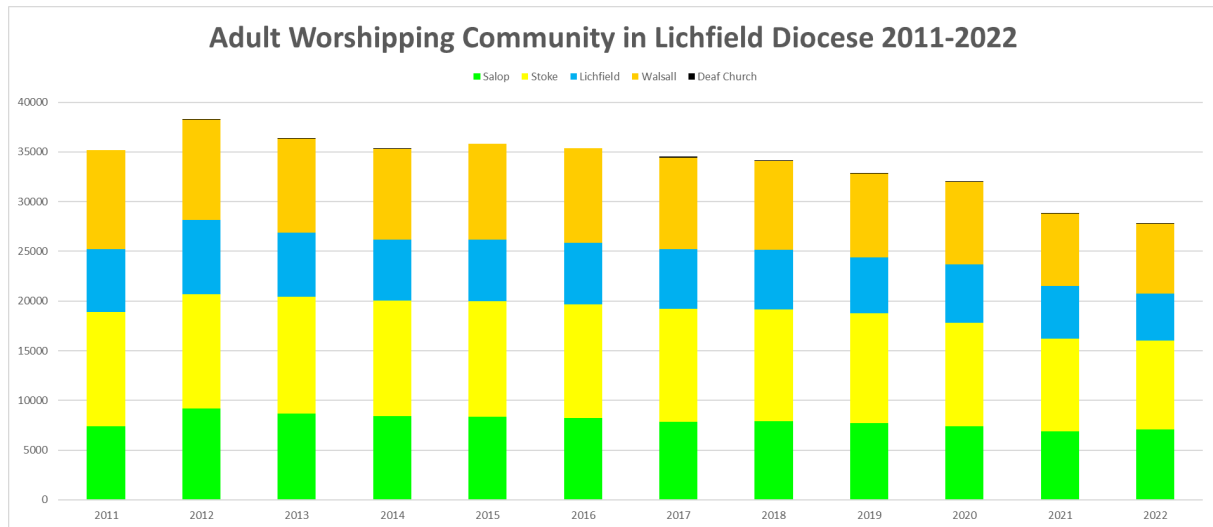
Worshipping Community

This measure attempts to count all those people that a church would consider part of their flock; so that would include regulars at Sunday and midweek services, fresh expressions, and those who receive home communion. A more detailed description is available at the www.lichfield.anglican.org/stats page.

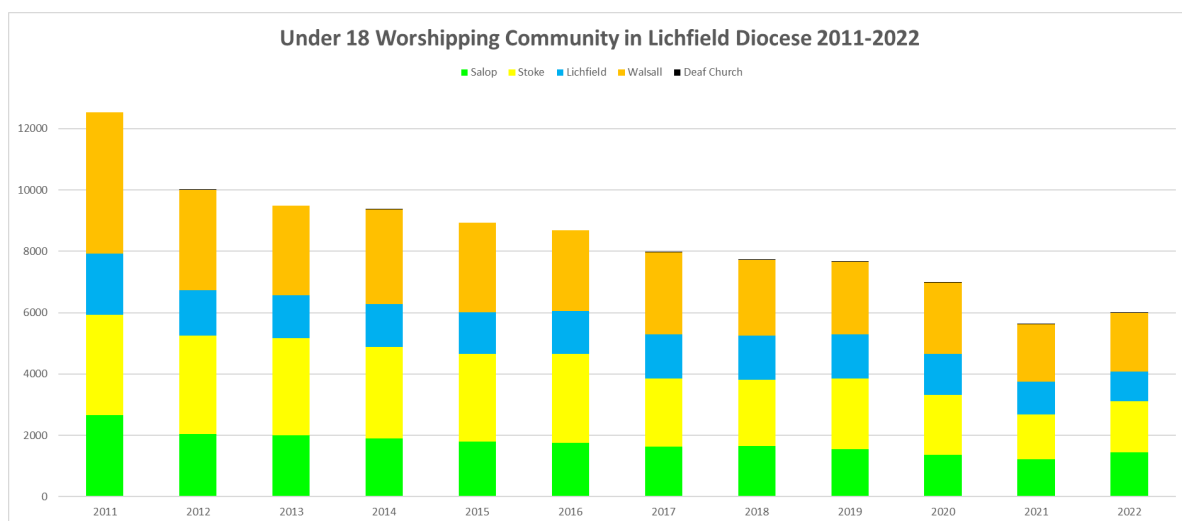
From 2021 to 2022 the total worshipping community across all of the diocese's churches decreased for the seventh straight year from 34,490 to 33,843, a drop of 647 people (1.9%);



Adults decreased from 2021 to 2022 by 1,005 people from 28,856 to 27,851 (3.5%);



However, Young People (under 18 years of age) increased by 358 people, from 5,634 to 5,992, an increase of 6.4%.



Within the measure of Worshipping Community, churches are asked, 'How many of the people in your worshipping community are entirely or predominantly 'Church at Home' worshippers?' This question was introduced in 2021. In 2022 the number of Church at Home worshippers was 1,265 (3.7% of the diocesan total Worshipping Community). This was less than half of the 2021 total of 2,584.

Joiners and Leavers

This measure asks clergy to identify the numbers of people they're aware have joined and left their congregations.

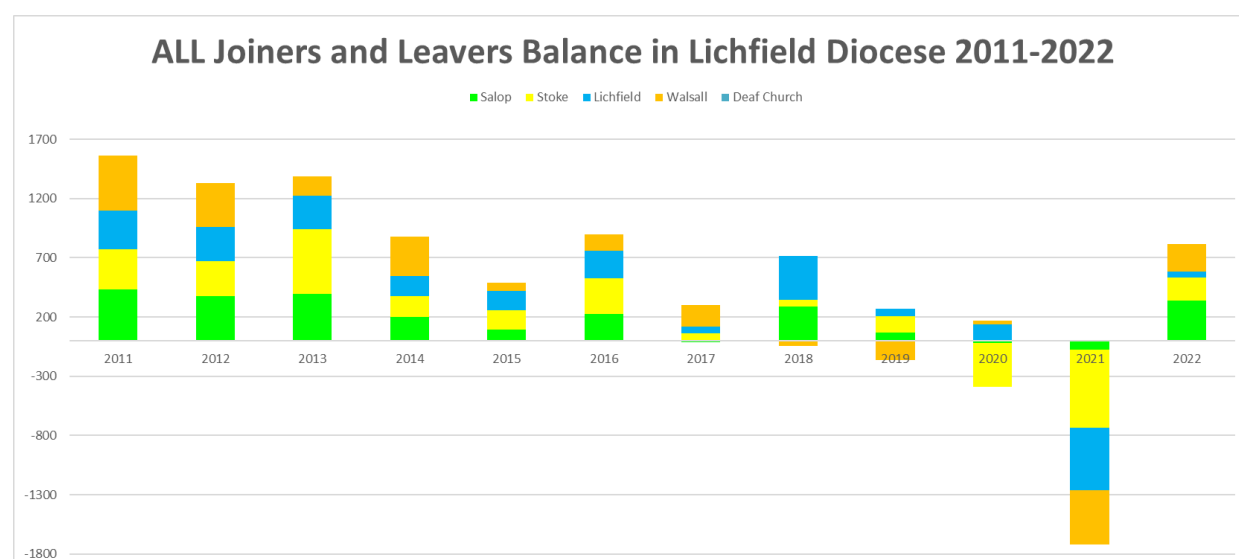
The balance of joiners and leavers will ideally triangulate with the change in Worshipping Community. Looking at Joiners and Leavers, a consistent picture until 2020 had been that

churches have identified more Joiners than Leavers, while the Worshipping Community totals have consistently slipped. This trend returned in 2022.

Where not triangulated, the assumption is made that the Worshipping Community figures are more accurate than the joiners and leavers balance.

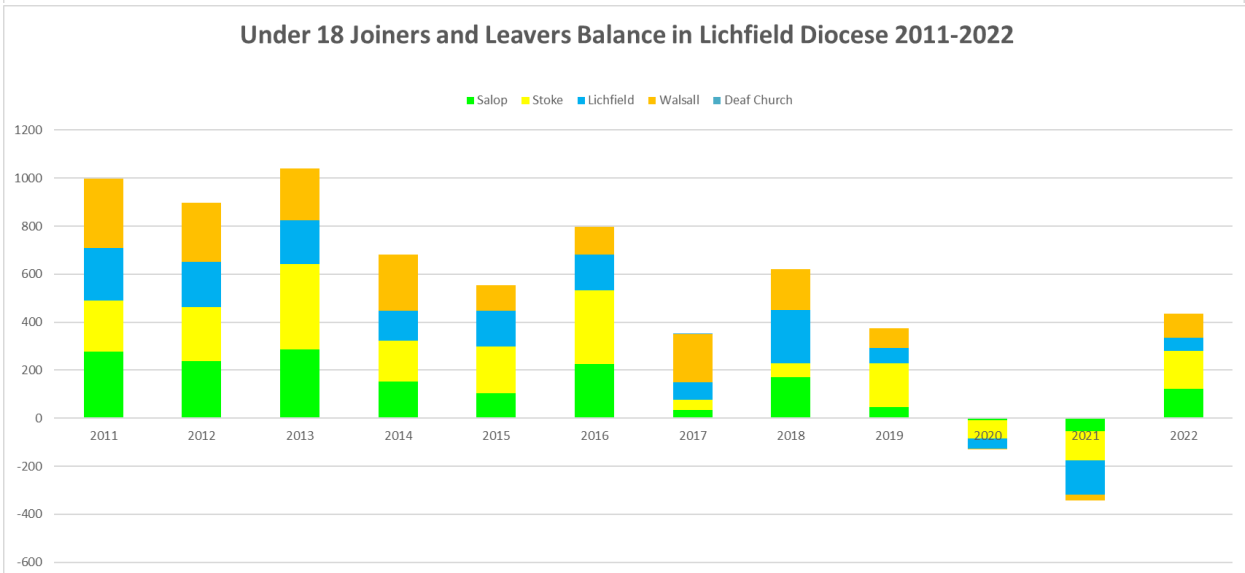
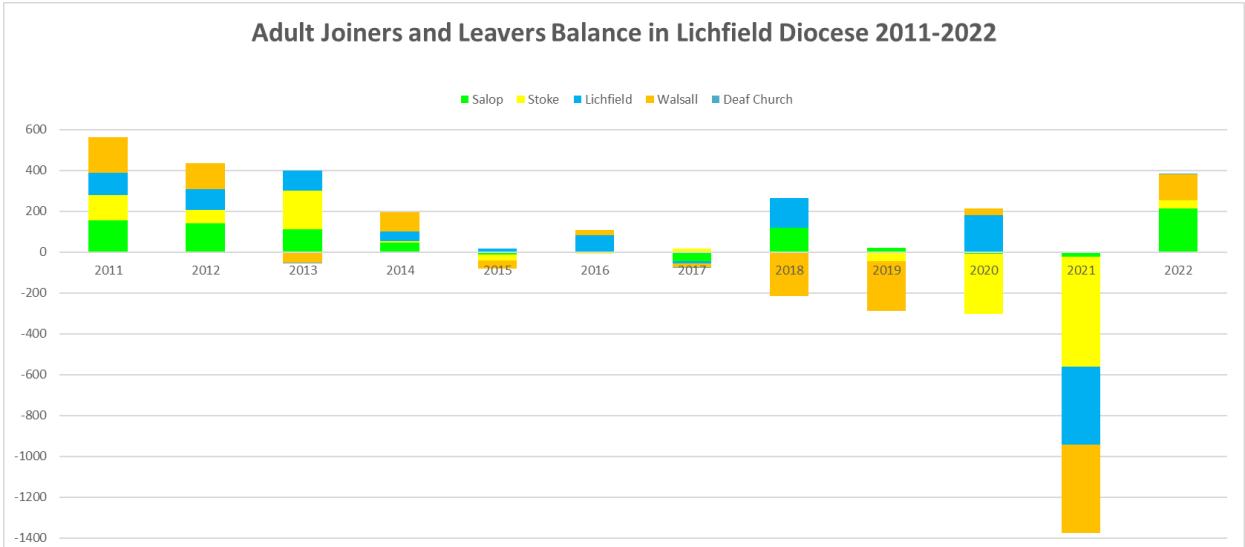
Difference in Worshipping Community and Joiners/Leavers Total Changes

Year	WC Change	J/L Change	Difference
2011-2012	595	1,332	737
2012-2013	-2,429	1,385	3,814
2013-2014	-1,131	877	2,008
2014-2015	124	491	367
2015-2016	-699	862	1,561
2016-2017	-1,665	291	1,956
2017-2018	-590	672	1,262
2018-2019	-1,378	108	1,486
2019-2020	-1,499	-215	1,284
2020-2021	-4,646	-1,690	2,956
2021-2022	-647	811	1,458



Joiners and Leavers (adults and under-18s)

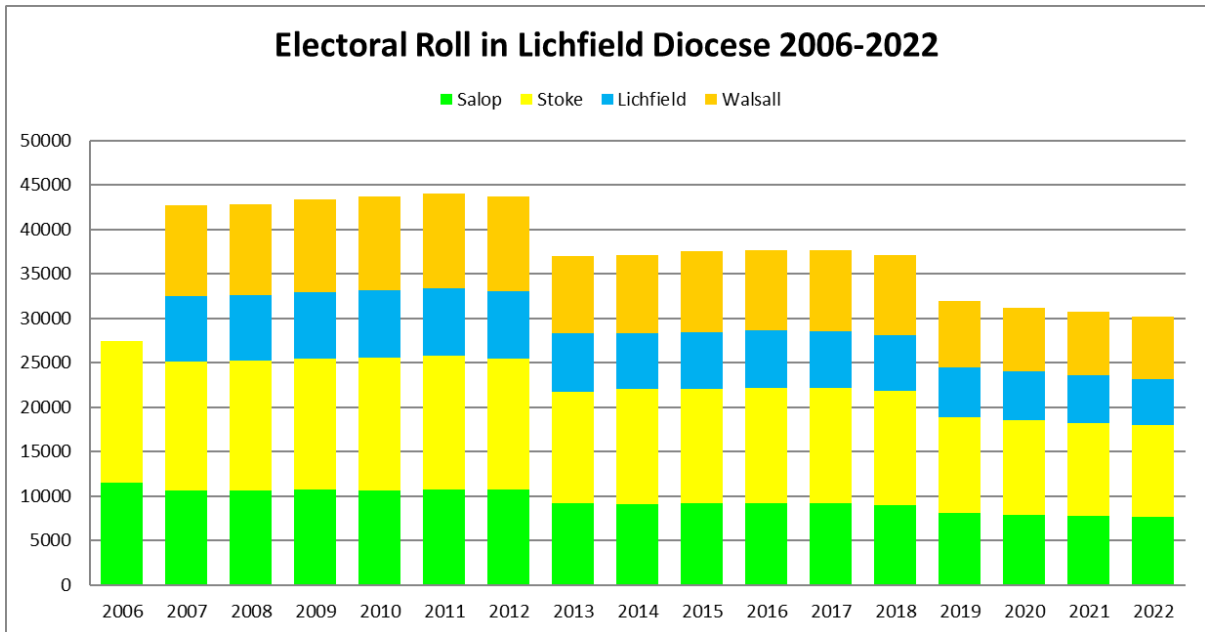
Joiners and Leavers can be further analysed by two age brackets: adults and under-18s;



Electoral Roll

This measure records the number registered on the parish’s electoral roll as declared at the previous APCM. The data shows relative stability, with gradual growth followed, by a sharp fall when the roll has been renewed in 2012-13 and 2018-2019.

This year’s fall of 562 people (1.8%) is small, but follows the recent trend of also showing decline in non-renewal years



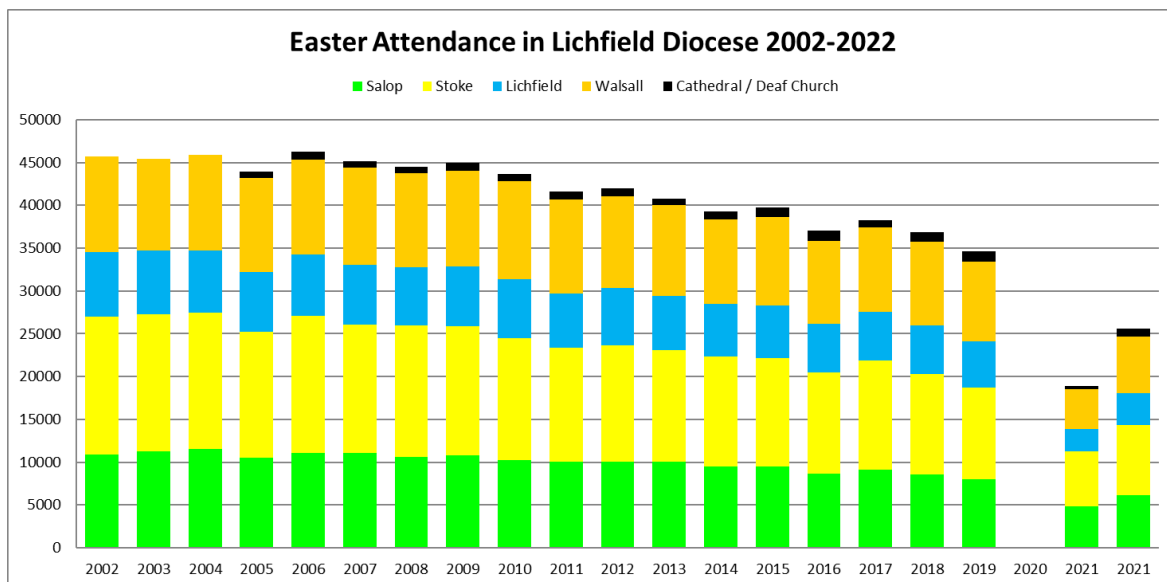
Easter

Our Easter Attendance is the total number of individuals attending in-person worship at a service on either Easter Eve or Easter Day. Figures are requested for individuals rather than attendances, with the intention of avoiding double-counting, but it is uncertain that double-counting is avoided where an individual attends more than one service.

2021 had seen the return of in-person Easter worship after the lock down of 2020; while there was no lockdown at Easter 2021, continuing covid restrictions and concerns meant that 2021 was still a long way from 'normal'.

2022 saw an increase from 18,941 to 25,566, 6,625 people or 35.0%.

However, 25,566 remains 9,044 people or 26.1% lower than the previous non-covid Easter in 2019 of 34,610 people.

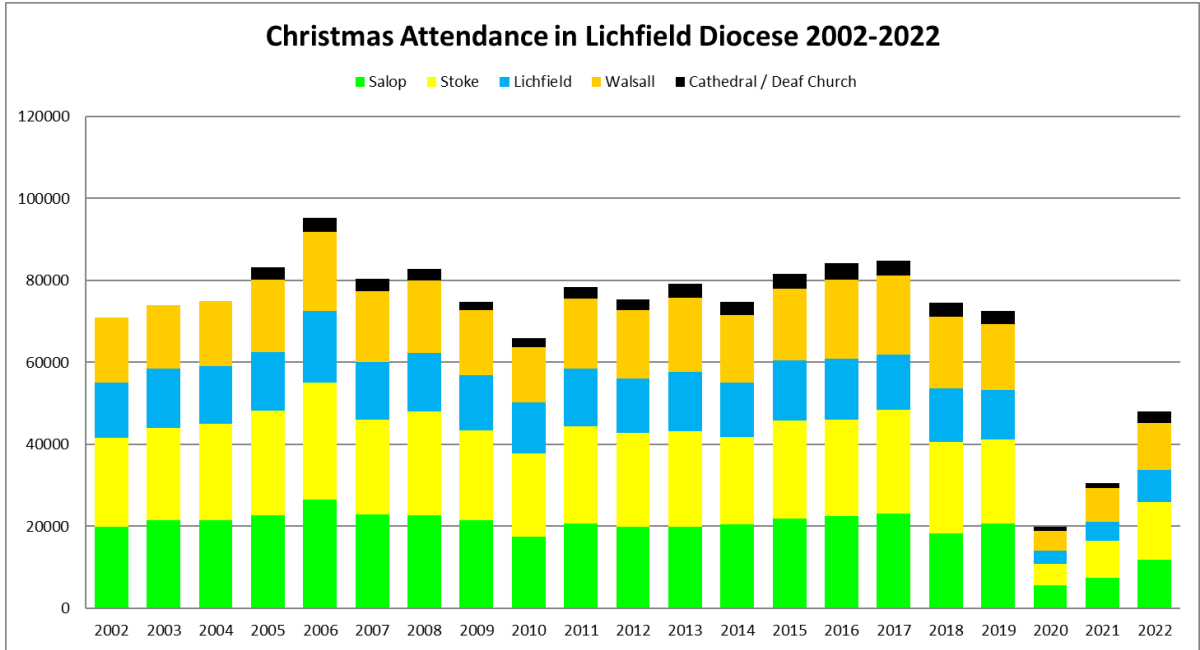


Christmas

Christmas Attendance records the total number of individuals attending in-person worship at a service on either Christmas Eve or Christmas Day.

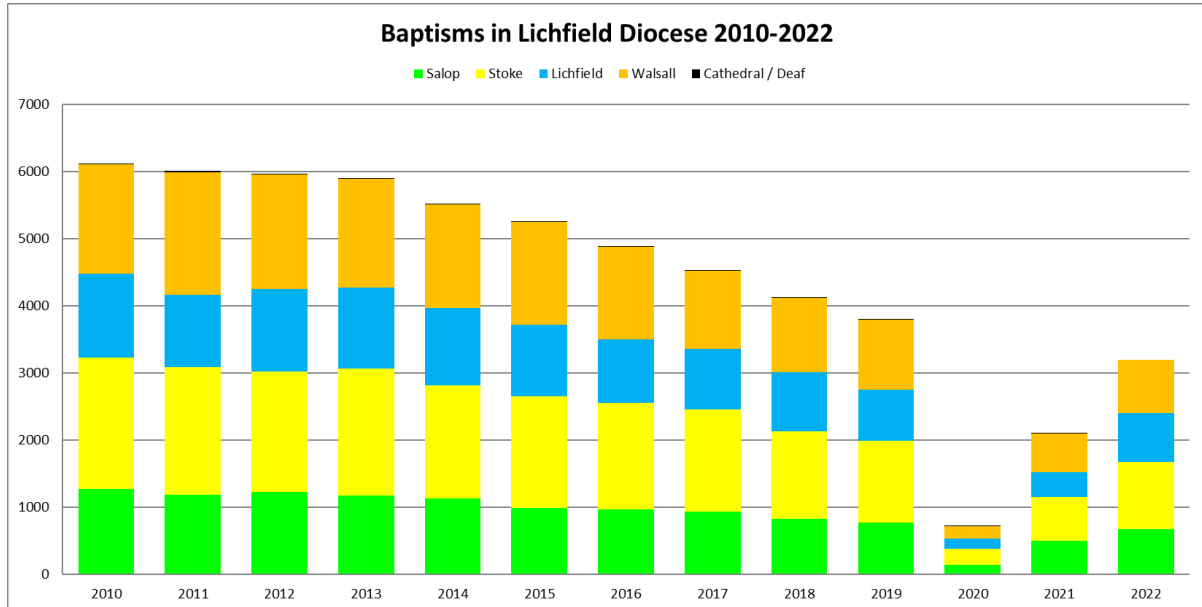
Christmas in 2021 and 2022 were both adversely affected by covid and 2022 saw a substantial increase on the previous year from 30,622 to 48,052; 17,430 people or 56.9%.

This is 24,564 people or 33.8% lower than the 2019 Christmas total of 72,616.



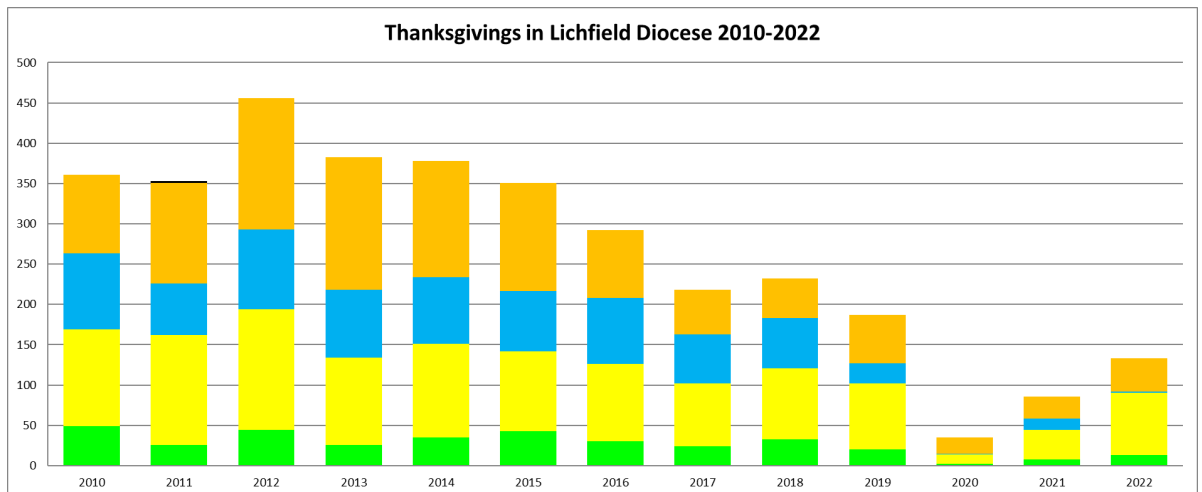
Baptisms

The total number of Baptisms across the diocese is recorded each year. This year the number of baptisms was 3,207, a rise of 1,103 or 52.4%.



Thanksgivings

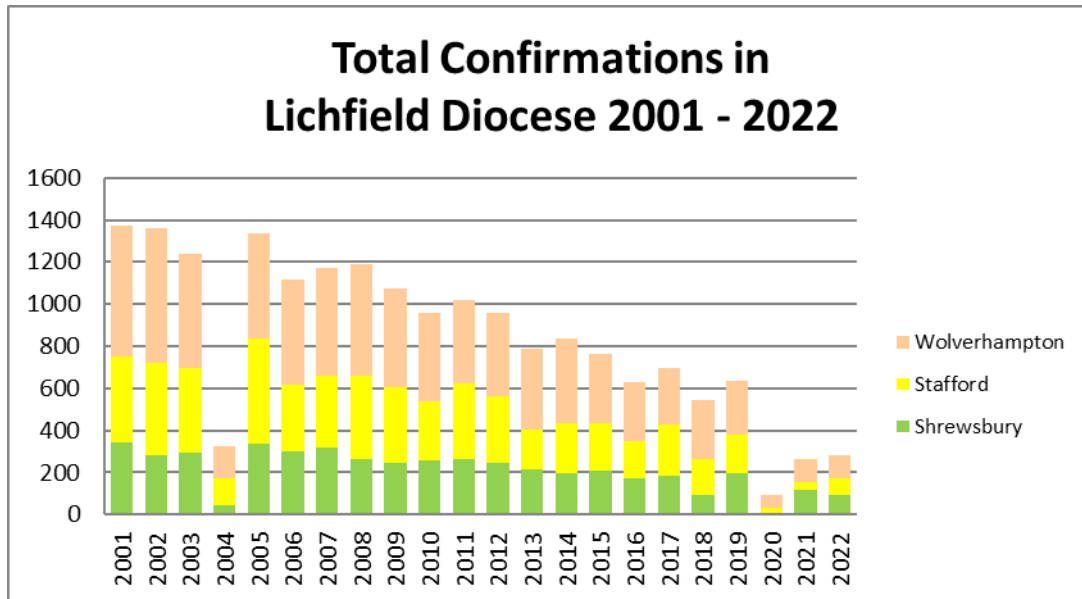
The total of Thanksgivings held this year was 133, an increase of 47 from 86 in 2021.



Confirmations

Confirmations are not recorded in the national survey of Mission Statistics. These figures are provided by the Bishop of Lichfield's office.

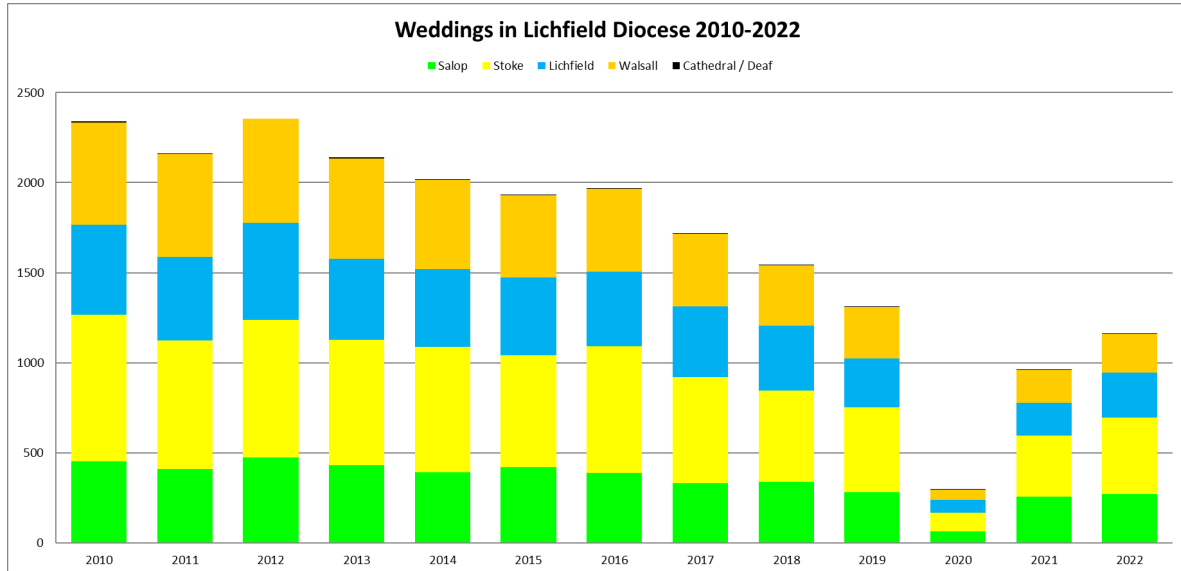
In 2022, 282 people were confirmed, at 55 confirmation services. In 2021, 266 people were confirmed, at 37 confirmation services.



(2004 is anomalous due to the greater part of that year's figures being misplaced)

Weddings

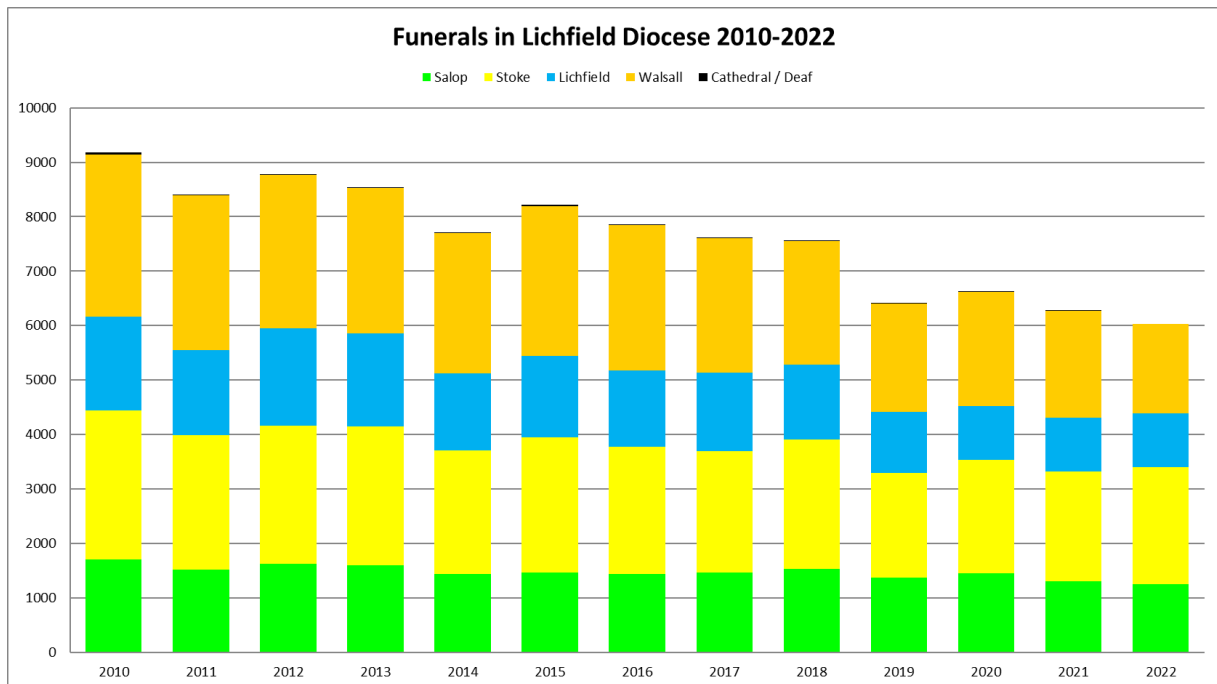
The number of weddings in churches is also recorded. In 2022, 1,239 weddings took place, an increase of 278 or 28.9% on the 2021 total of 963.



Funerals

The number of funerals conducted by CofE clergy linked to diocesan parish churches is recorded, including those conducted at churches and crematoria.

This year, 6,029 funerals were recorded, a fall of 254 (4.2%).



3,737 funerals took place at church; 2,298 took place at a crematorium or other setting. Church funerals have exceeded crem funerals every year except 2020.

Committals

Figures for committals have been collected since 2019. 2022 has been the first year when the total has fallen. The figure for 2022 was 1,031, a decrease of 90 committals or 8.0% from 1,119.

Church at Home (Virtual Worship)

In 2020 the CofE Research and Statistics Team developed a prototype measure for virtual worship in consultation with dioceses including Lichfield, and this measure was included in the collection of Mission Statistics in 2020 and 2021. In 2020 this measure asked about Church at Home in the first lockdown and during October. In 2021 and 2022 only data for October was requested.

Church at Home could include:

- Online services
- Telephone services
- Downloadable services
- Printed/Posted services
- Referring their congregations to services offered by other sources (e.g. other churches, the cathedral).

14,412 people were reported as participating in Church at Home in October 2020.

That fell to 7,478 people in October 2021 and in October 2022 fell further to 3,213.

The breakdown of people participating in Church at Home during October 2022 per deanery, archdeaconry, and episcopal area is given on the following page.

Deanery	Deanery Total	Archdeaconry	Archdeaconry Total	Episcopal Area	Area Total
Edgmond and Shifnal	151	Salop	631	Shrewsbury	631
Ellesmere	0	Salop		Shrewsbury	
Hodnet	14	Salop		Shrewsbury	
Oswestry	31	Salop		Shrewsbury	
Shrewsbury and Wrekin	132	Salop		Shrewsbury	
Telford	293	Salop		Shrewsbury	
Wem and Whitchurch	10	Salop		Shrewsbury	
Alstonfield	0	Stoke	966	Stafford	966
Cheadle	30	Stoke		Stafford	
Eccleshall	65	Stoke		Stafford	
Leek	146	Stoke		Stafford	
Newcastle	144	Stoke		Stafford	
Stafford	155	Stoke		Stafford	
Stoke on Trent	161	Stoke		Stafford	
Stone	103	Stoke		Stafford	
Tutbury	150	Stoke		Stafford	
Uttoxeter	12	Stoke		Stafford	
Lichfield	247	Lichfield		515	
Penkridge	96	Lichfield	Wolverhampton		
Rugeley	127	Lichfield	Wolverhampton		
Tamworth	45	Lichfield	Wolverhampton		
Trysull	225	Walsall	1,101	Wolverhampton	
Walsall	450	Walsall		Wolverhampton	
Wednesbury	15	Walsall		Wolverhampton	
West Bromwich	179	Walsall		Wolverhampton	
Wolverhampton	54	Walsall		Wolverhampton	
Wulfrun	178	Walsall		Wolverhampton	
TOTAL	3,213	TOTAL		3,213	TOTAL

Church at Home participants: October 2022

Social Action

This year the 'extra question' that was asked concerned the number and variety of different social action initiatives churches may be involved in. The question offered nine categories with space for churches to list others.

The table below shows the number of churches in each deanery indicating themselves as involved in each category.

Lichfield Diocese Mission Statistics 2022 - Report

Deanery	Community Café	Food Bank	Holiday Clubs	Older People	Money Matters	Night Shelter	Toddlers	Pastoral Provision	Youth Work	Other
Lichfield	2	17	5	9	1	1	6	6	1	4
Penkridge	7	13	3	9	1	1	9	5	3	8
Rugeley	3	12	0	7	1	2	4	2	1	6
Tamworth	2	13	1	6	0	2	3	2	4	3
Lichfield	14	55	9	31	3	6	22	15	9	21
Edgmond and Shifnal	5	18	2	10	4	1	7	5	3	8
Ellesmere	2	5	2	4	0	2	4	1	2	1
Hodnet	6	10	2	5	1	1	7	2	4	4
Oswestry	1	8	3	4	1	2	3	3	3	2
Shrewsbury and Wrekin	10	18	1	7	3	0	7	3	5	7
Telford	5	11	3	6	1	3	5	3	4	2
Wem and Whitchurch	6	12	3	8	3	2	9	3	4	6
Salop	35	82	16	44	13	11	42	20	25	30
Alstonfield	4	14	2	5	1	1	2	4	1	5
Cheadle	3	8	0	6	0	2	2	2	0	5
Eccleshall	4	11	2	5	1	0	5	3	2	4
Leek	5	10	3	6	1	1	4	3	1	3
Newcastle	0	8	0	5	0	0	3	0	2	3
Stafford	6	11	2	8	2	1	6	3	3	6
Stoke on Trent	8	22	5	11	5	1	6	5	4	10
Stone	3	9	0	2	0	0	2	2	2	3
Tutbury	4	12	0	5	4	1	5	2	5	5
Uttoxeter	3	9	2	7	2	2	4	2	5	3
Stoke	40	114	16	60	16	9	39	26	25	47
Trysull	5	8	3	9	1	0	1	2	1	4
Walsall	7	18	5	13	5	2	11	6	4	9
Wednesbury	2	7	0	4	1	0	3	1	2	4
West Bromwich	1	6	0	3	0	1	1	2	1	1
Wolv'ton	1	13	0	0	0	0	0	2	3	4
Wulfrun	4	10	2	5	2	0	3	1	1	2
Walsall	20	62	10	34	9	3	19	14	12	24
Lichfield Diocese	109	313	51	169	41	29	122	75	71	122